

- Relaciona cada número con su cantidad.



1

2

3

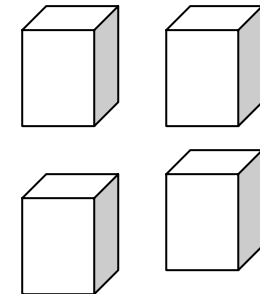
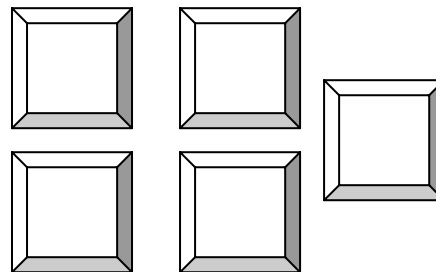
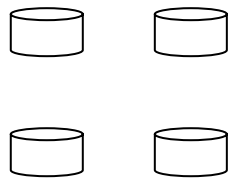

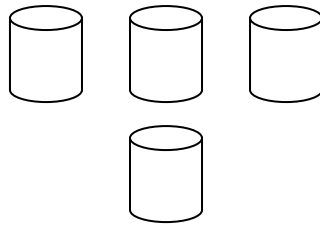
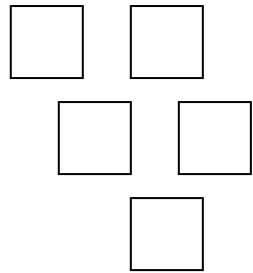
4

5



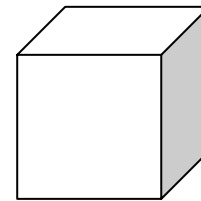
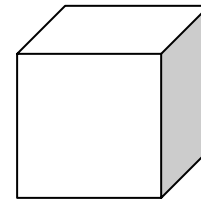
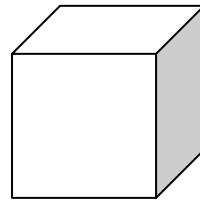
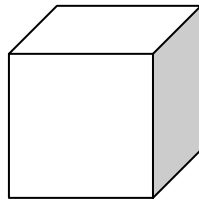
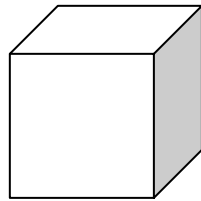
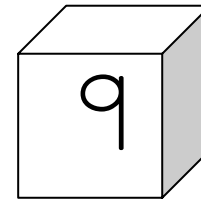
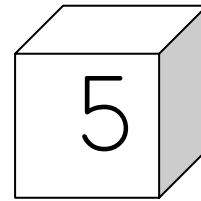
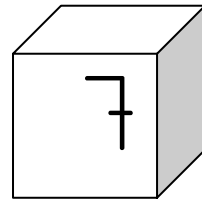
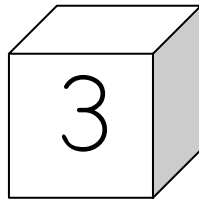
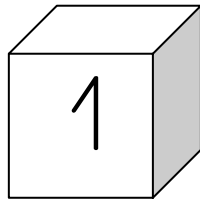
Nombre: ..... Fecha: .....

- Une los elementos que tienen la misma cantidad:








Nombre: ..... Fecha: .....

- Ordena de menor a mayor:



Nombre: ..... Fecha: .....

- Colorea el grupo que tiene más estrellas que estas.



Nombre: ..... Fecha: .....

● Sumamos:

$$\triangle + \triangle = \dots\dots\dots$$

$$\heartsuit \heartsuit + \heartsuit \heartsuit = \dots\dots\dots$$

$$\star \star \star + \star \star \star = \dots\dots\dots$$

$$\smiley \smiley \smiley \smiley + \smiley \smiley \smiley = \dots\dots\dots$$

Nombre: ..... Fecha: .....


- Escribe los números que faltan en estas series.

0		2		4		6		8	
---	--	---	--	---	--	---	--	---	--


	1		3		5		7		9
--	---	--	---	--	---	--	---	--	---

Nombre: ..... Fecha: .....


- Pon el número que corresponde y cuenta el total.




y




son






y

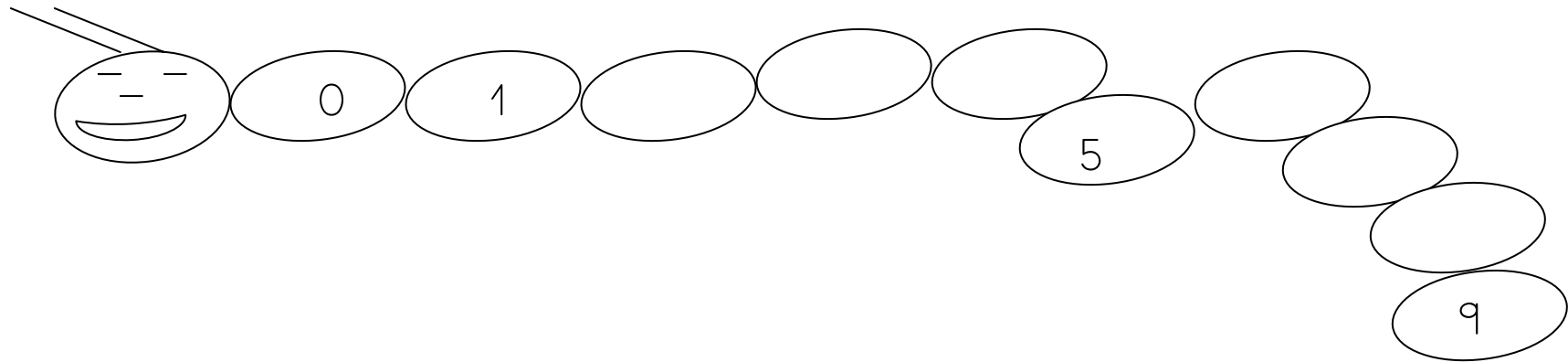



son

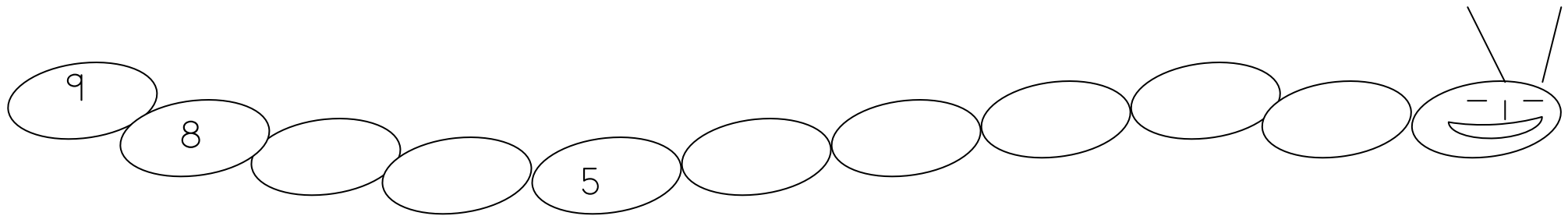



Nombre: ..... Fecha: .....

- Completa la serie.



- Completa la serie decreciente



Nombre: ..... Fecha: .....



- El 10. Diez.

- Completa la serie.


1		3			6				10
---	--	---	--	--	---	--	--	--	----

- Completa la serie decreciente.

10				6			3		1
----	--	--	--	---	--	--	---	--	---

Nombre: ..... Fecha: .....

● Colorea:




Completa la serie:

0	1				5
---	---	--	--	--	---

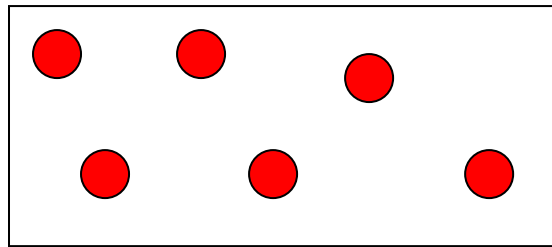
Nombre: ..... Fecha: .....

- Números 6 y 7.

Completa cada grupo:



6



7

- Completa la serie:

0							7
---	--	--	--	--	--	--	---

Nombre: ..... Fecha: .....

• Escribe los números que faltan:

3		5	
---	--	---	--

	7		9
--	---	--	---

2		4	
---	--	---	--

0		2	
---	--	---	--

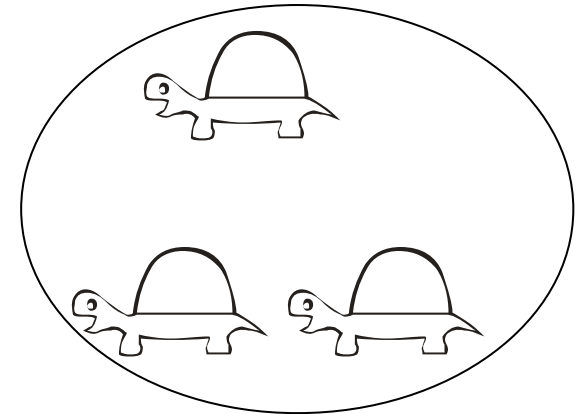

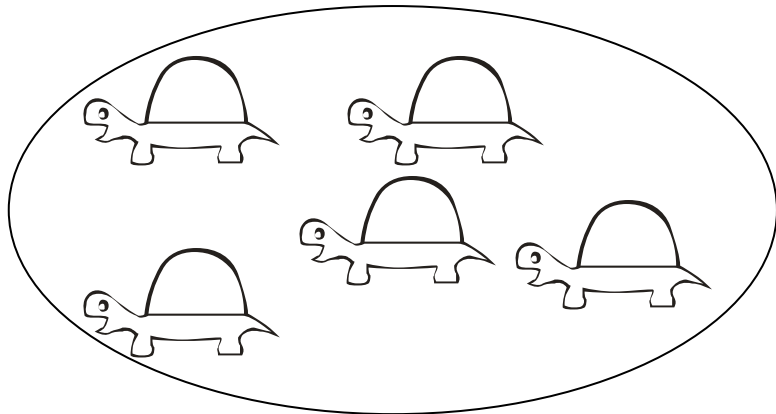
5			8
---	--	--	---

6			9
---	--	--	---




Nombre: ..... Fecha: .....

- Más que, menos que:

Colorea dónde hay menos.

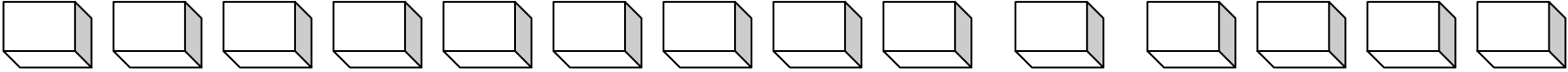
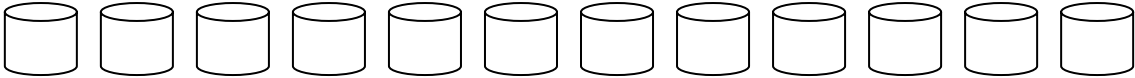


Colorea dónde hay más:



Nombre: ..... Fecha: .....

● La Decena. Forma grupos de 10:



Nombre: ..... Fecha: .....

• Decenas y unidades:

$$10 \text{ y } 1 = \dots\dots\dots$$

$$10 \text{ y } 2 = \dots\dots\dots$$

$$10 \text{ y } 3 = \dots\dots\dots$$

$$10 \text{ y } 4 = \dots\dots\dots$$

$$10 \text{ y } 5 = \dots\dots\dots$$

Nombre: ..... Fecha: .....

• Decenas y unidades:

$$10 \text{ y } 5 = \dots\dots\dots$$

$$10 \text{ y } 6 = \dots\dots\dots$$

$$10 \text{ y } 7 = \dots\dots\dots$$

$$10 \text{ y } 8 = \dots\dots\dots$$

$$10 \text{ y } 9 = \dots\dots\dots$$

Nombre: ..... Fecha: .....



• Busca y rodea el número: 10

10

30

50

10

40

10

20

50

20

50

30

10

10

30

20

Nombre: ..... Fecha: .....